



LA COERENZA DELLE POLITICHE PER LO SVILUPPO SOSTENIBILE

*Verso il Piano Nazionale di coerenza
delle politiche nell'ambito della
revisione della Strategia Nazionale
per lo Sviluppo Sostenibile (SNSvS)*

Anna Piccinni – Policy Analyst, Public Governance Directorate
Stakeholders Consultation
16 Dicembre 2021





OECD Recommendation on Policy Coherence for Sustainable Development

I. A strategic vision for achieving the 2030 Agenda and SDGs in an integrated and coherent manner

1 Political Commitment and Leadership

to foster whole-of-government action for PCSD



2 Strategic Long-term Vision

to support policy coherence and orient the government and stakeholders towards SDGs



3 Policy integration

to capitalise on synergies and benefits across economic, social and environmental policies



II. Effective and inclusive institutional and governance mechanisms to address policy interactions

4 Whole-of-Government coordination

to mitigate divergences between sectoral priorities and policies



5 Subnational engagement

to promote coordinated actions and enhance coherence across levels of governments



6 Stakeholder engagement

to sustain broader support for PCSD and its implementation



III. A set of responsive and adaptive tools to anticipate, assess and address impacts of policies

7 Policy and financial impacts

to inform decision-making, increase positive impacts and avoid potential negative impacts



8 Monitoring, reporting and evaluation

to collect qualitative and quantitative evidence on the impact of policies and financing, and report progress on PCSD





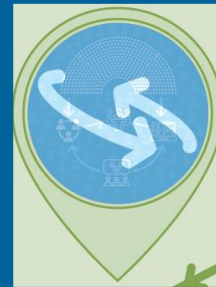
Policy Coherence for Sustainable Development: “Mainstreaming the SDGs into Italian decision- making process” (MiTE, OECD, DG REFORM)

Governance Scan

1




2



**Seminari per
rafforzare la
consapevolezza
sulla coerenza
delle politiche**

3



Piano di Azione PCSD

Link al progetto:

<https://www.oecd.org/gov/pcsd/public-governance-sdgs/policy-coherence-for-sustainable-development-mainstreaming-the-sdgs-in-italian-decision-making.htm>

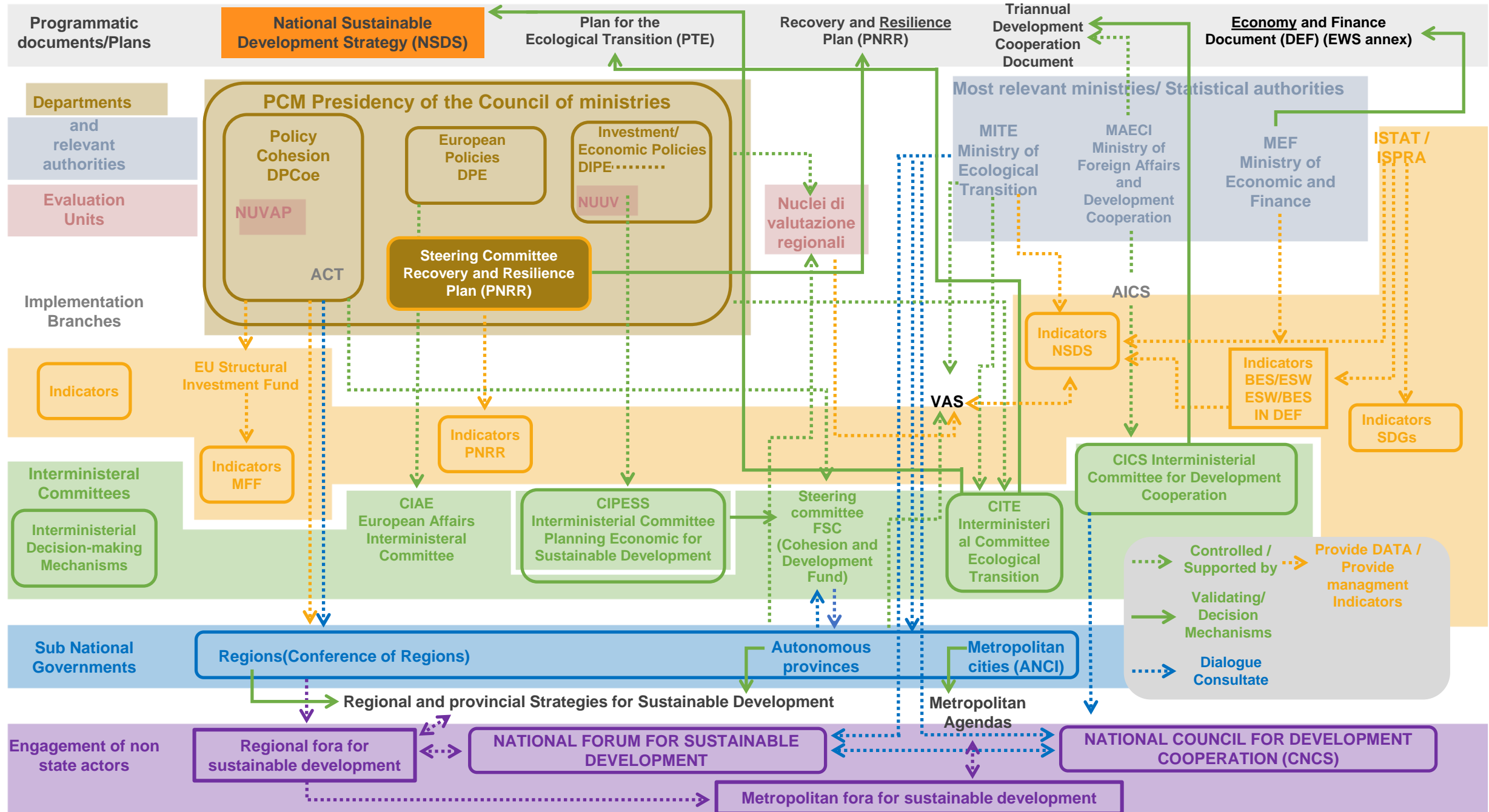
Brochure: <https://www.oecd.org/gov/pcsd/public-governance-sdgs/brochure-pcsd-mainstreaming-sdgs-in-italian-decision-making.pdf>

PCSD entry points along the policy cycle

The NSDS is recognized as the policy reference framework for public policy and investment making and Coordination mechanisms across levels (Delibera CITE)



Italian governance map towards PCSD

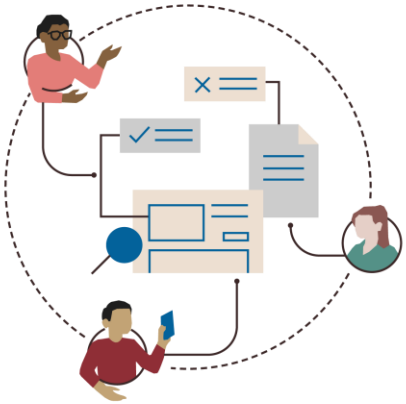




Block 1 Vision and Leadership

Expected Result 1.1: Measures to ensure commitment to the PCSD outlives changes in government

Strong political commitment through Delibera CITE:



1) NSDS priorities are recognised as the policy reference framework for public policy and investments

2) **Establish mechanisms for integrated policy making:**

- NSDS/PCSD Alignment and Policy integration Group
- NSDS/PCSD Implementation and Assessment Group
- Ministerial Focal Units NSDS/PCSD
- Territorial Cabine di Regia
- Tavoli di confronto (Regioni, Città Metropolitane)
- PCSD Labs

3) **Reporting annually** on NSDS implementation and PCSD Action Plan, parliamentary discussion and CITE approval

4) **Call for proposal** to finance 3 multi-dimensional multi-stakeholder actions implementing NSDS strategic objectives

Canada:

- Annual whole of society progress report that monitors the status of each of the 30 federal actions towards 2030
Agenda National Strategy

Finland: The Social Commitment for Sustainable Development by 2050

operational commitments to reach the 8 objectives of the SD Strategy are implemented by CS and tracked on the web

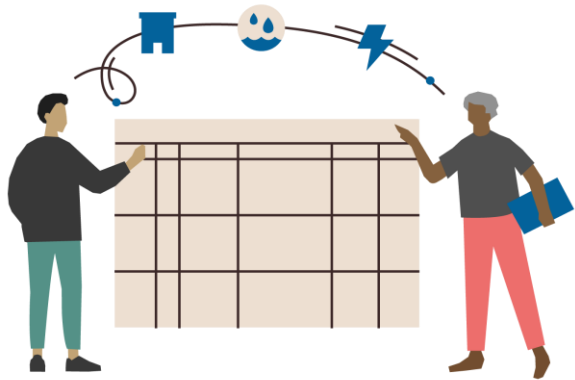


Block 1 –Vision and Leadership

Expected Result 1.2.2: Policy integration tools for aligning policies and budget to SDGs and Cross-sectoral NSDS targets

Reference Coherence Matrixes for NSDS Strategic Choices

- Align policies under NSDS Strategic Choices (SCs)
- Consider the existing policies in that area: synergies or trade-offs?



Who develops the Matrixes?

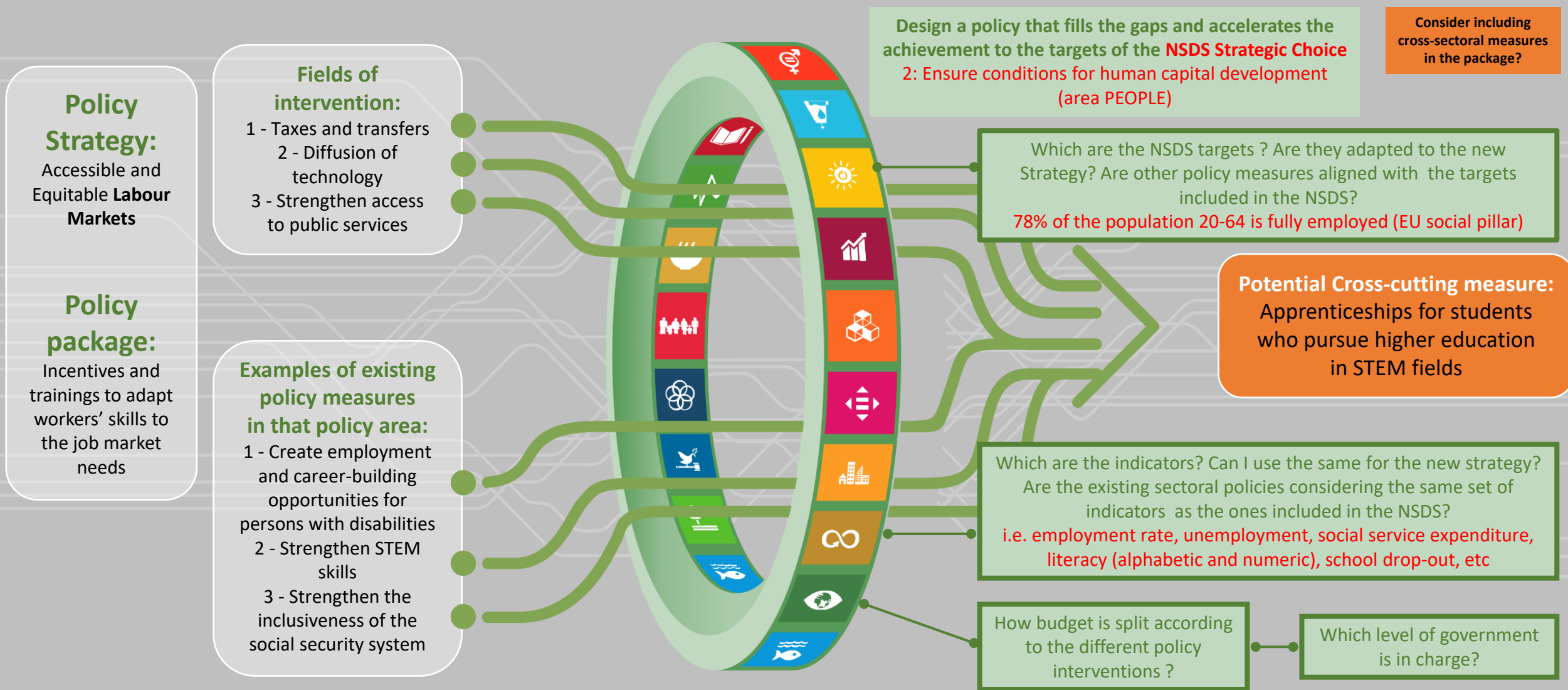
- Template designed by NSDS/PCSD Implementation and Assessment Group
- NSDS/PCSD Alignment and Policy Integration Group defines the modalities of use (voluntary in a first phase), Ministerial PCSD Focal Units and agencies include in relevant SCs Coherence Matrixes the existent policy objectives/indicators. Going forward Ministries will update the matrixes when new policies are formulated.
- PCSD Labs compile the contributions to the Strategic choice matrixes
- Capacity building packages delivered by MiTE, SNA, PFD

Coherence Matrix MALTA Sustainable Development Strategy Sub-goal 5: Connected and Accessible Mobility

Strategy	Year	OBJECTIVES OF RELEVANT STRATEGIES	Actions and targets	SDG Interlinkages
Malta Digital Strategy	2014	Digital Citizen (improve wellbeing of citizens and civil society)	Action 37. Transportation: Government will use digital technology in land, sea and air transport. Special emphasis will be given to the deployment of Intelligent Transportation Systems for improving road safety, traffic flow and in country travel.	SDG 9: Build resilient infrastructure, promote inclusive and sustainable industrialization and foster innovation 9.1.1 Proportion of the rural population who live within 2 km of an all-season road 9.1.2 Passenger and freight volumes, by mode of transport
National Transport Strategy	2050	Ensure an inclusive transportation system: Improve the quality in the planning and design of transport infrastructure with regard to accessibility for persons with reduced mobility; with social or mental impairment, gender or cultural sensitivities, age sensitivities, etc.; Targets: 03.6 Transport to provide accessibility and mobility <ul style="list-style-type: none"> • Easy access to daily facilities • Convenient and reliable journey times • Ensuring an equitable and sustainable approach to all transport modes • Managing freight and urban logistics 	Percentage of population that are >15min on foot from nearest bus stop: 4% in 2015, 3% in 2030 Decrease car drivers to 1990 level: 57% in 2015, 41% in 2030 Increase Public Transport Boardings: 43.7 m in 2015, 50.2m in 2030	SDG 11: Sustainable Cities and Communities Promoting a sustainable transport system with a focus on public transport SDG 11.2.1 Proportion of population that has convenient access to public transport, by sex, age and persons with disabilities Malta's NSO tracks road traffic accidents (SDG indicator 3.6.1 Death rate due to road traffic injuries) as well as quantities of land and sea transport passengers
SPED - Strategic Plan for the Environment and Development	2015	SPED is the integrated planning system that regulates sustainable use and management of land and sea resources Targets: Travel Patterns 2.36 ease of mobility 2.37 car travel dependency impact on environment 2.38 demand for parking impact 2.39 traffic impact on pollution 2.40 decreasing bus patronage impact on service provision	Objective 11: To facilitate the provision of an efficient public transport service and other green modes by: <ul style="list-style-type: none"> - supporting the implementation of Public Transport Strategy (transportation interchange points) - requesting transportation assessment for a wider range of travel generating schemes - seeing the inclusion of public transport, walking, cycling prioritisation measures in road improvement and traffic management schemes - identifying stretches of road network where bus priority routes can be introduced 	SDG 7: Ensure access to affordable, reliable, sustainable and modern energy for all, including indicators: 7.1.2 Proportion of population with primary reliance on clean fuels and technology

Use the Coherence Matrix to identify interactions between strategies related to a same policy area

During policy formulation=> use the Coherence Matrixes to check the new policy's contribution with NSDS/SDGs and the interlinkages with existing strategies





The Italian PCSD Action Plan

Block 1 – Expected Result 1.2.2: Policy integration tools for aligning policies and budget to SDGs and Cross-sectoral NSDS targets

Policy Coherence Fiche



- Use the coherence matrixes to identify the contributions of new policies and investments to NSDS targets, **indicators**
- Identify synergies/trade-offs, international spillovers with other existing policies and legislations
- Identify mitigation strategies
- Do Not Significant Harm principle (DNSH) is assessed
- Costing the actions

Who develops the Policy Coherence Fiche?

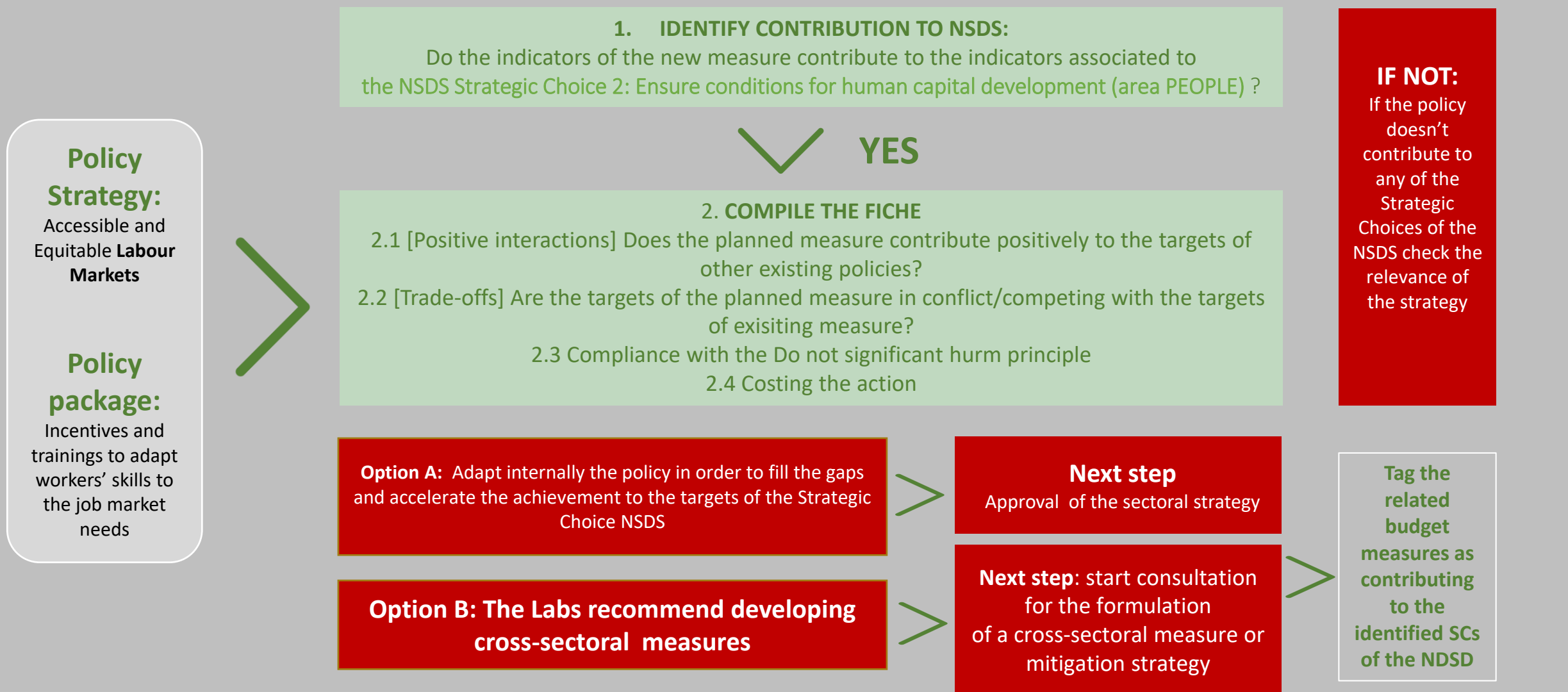
- Template designed by NSDS/PCSD Implementation and Assessment Group
- NSDS/PCSD Alignment and Policy Integration Group defines the modalities of use, to ensure coordination with all line Ministries and alignment with sub-national level (voluntary in a first phase), Ministerial PCSD Focal Units and agencies prepare coherence fiches for new legislative proposals, policies and investments.
- PCSD Labs verify the content of the fiches
- Capacity building packages delivered in MiTE, Scuola Nazionale dell'Amministrazione (SNA), Dipartimento della funzione pubblica (PFD)

Netherlands: the IAK (Integraal Afwegingskader) ex-ante tool including SDGs test

Luxembourg: Sustainability Check for assessing legislative acts through 118 potential indicators

Germany: eNAP electronic Sustainability Impact Assessment (SIA)

How to fill in a policy coherence Fiche – using the reference Coherence Matrixes



LEGEND BOX:

Red boxes: steps of the process

Green boxes: content of the policy coherence fiche



Block 1 Vision and leadership

Expected Result 1.4: Analysis of the measures of the Budget Law against NSDS goals and selected indicators, to accompany and inform the Budgetary process



Budget Tagging

- Compile the cost information in the policy coherence fiches
- Extrapolate the information from the fiches (ex ante SDGs budget tagging) and feed it into the annual fiscal and financial documents
- Start the definition of a law proposal to set up a structure that analyses the Budget Law in terms of its contribution to the NSDS objectives, in continuity and synergy with the mechanisms established in 1.1.
- As result of the cross-ministerial consultation cross-cutting budget actions could be identified

Who is in charge of budget alignment (NSDS tagging)

- (Voluntary in a first phase) Ministerial PCSD Focal Units and agencies include in the Policy Fiches information on the cost of the envisaged actions
- Continue regions, metropolitan areas and territories ongoing work to track budget expenditures against the NSDS and the 2030 Agenda
- Going forward an appropriate structure would be set up to analyse (ex ante and ex post) the impact of budget measures on the NSDS and selected indicators. This information would be included in the budget documents.

Malta: ex-ante SDGs budget alignment

New Zealand: selected 5 well-being priorities for the country and select its budget measures according to their contributions to these priorities

France (Ile-de-France): regional green, social and sustainability bonds according to the ICMA reference indicators for public and private issuers



Block 2 – Institutional Mechanisms

Expected Result 2.1: Central institutional mechanisms

- **NSDS/PCSD Alignment and Policy Integration Group**

- Driving PCSD tools
- Defining the modalities of use
- Preparation of the Relazione di attuazione NSDS



MiTE, MAECI, MEF, DIPE, DPCoe, DPE
Conference of the Regions, Court of
Auditors, Ministerial Focal Units, Forum,
Tavoli di Confronto

- **NSDS/PCSD Implementation and Assessment Group**

- Design the coherence tools and indicators
- Management of the Dashboard
- Preparation of the Relazione di attuazione NSDS



MITE, MEF, DIPE (NUUV), DPCoe
(NUVAP and Rete dei Nuclei at
regional level), PNRR Steering
Committee and SISTAN (ISTAT +
ISPRA)

- **Ministerial Focal Units:**

- Prepare the Coherence Matrix/fiches
- Promote internal and external consultations for policy coherence



Within each line Ministry

- **PCSD/NSDS Labs**



Activated to centralise and stir policy
coherence practice (MiTE, DIPE,
DPCoe)



Block 2 – Institutional Mechanisms

Expected Result 2.2: Sub-national institutional mechanisms

- Territorial Cabine di Regia for Sustainable Development (Steering Committee)



Already established at metropolitan and regional level:

- Strengthen the use of coherence matrixes
 - Preparing policy coherence fiches
 - Collaborate with Evaluation units to monitor the NSDS indicators and feed the Dashboard

- Tavoli di confronto (collaborative Round-tables)

- MiTE-Regioni e Province Autonome



Upgrade into permanent mechanisms to:

- share practices in implementing the NSDS (including feeding the Dashboard)
- Strengthen funding from MiTE and further resources

- MiTE-Città Metropolitane



Block 2 – Institutional Mechanisms

Expected Result 2.5: Multi-stakeholder mechanisms

- Forum for Sustainable Development
- Conferenza Nazionale per la Cooperazione allo Sviluppo (CNCS)
- Territorial Fora
- Youth Fora



- Enable the Forum as the Permanent platform for NSDS/PCSD implementation and monitoring
 - Involve the Forum in the NSDS/PCSD Labs and NSDS/PCSD Alignment and Policy Integration Group
 - Strengthen collaboration with regional fora, youth forum and Open Gov Platform, other national civil society fora on SD and with CNCS
 - Contribution to the NSDS report
 - Implement key visible pilots (1.1)



Block 3 – Policy & Financing Impacts

Sustainability dashboard that cuts across policy formulation and evaluation system

- **Context indicators**

→

- Related to the NSDS (building on the 43 indicators previously formulated + compatibility with BES/DEF, ESIF, Sectoral and PNRR)
- Who: NSDS/PCSD Implementation and Assessment Group with data from ISTAT, ISPRA, central and territorial units

- **Performance indicators**

→

- Measure the effects on sustainability of programmes and plans
- Who: NSDS/PCSD Implementation and Assessment Group building from the ESIF/cohesion matrix alignment exercise

- **Process indicators**

→

- Implementation and impact of the PCSD Action Plan
- Who: MiTE in collaboration with OECD in dialogue with established mechanisms, sub-national levels and the Forum for Sustainable Development

POLICY COHERENCE MATRIX and FIGHES

Will design and align policies according to the indicators included in the dashboard

SUSTAINABILITY DASHBOARD

MANAGED BY THE NSDS/PCSD Implementation and assessment group (MITE, MEF, DIPE, DIPCOE, PNRR SC, SISTAN)

THANK YOU

LEAD DIRECTORATE: Policy Coherence for the SDGs Division, OECD Public Governance Directorate

Anna Piccinni, anna.PICCINNI@oecd.org

Giulia Giordani, giulia.giordani@oecd.org

Ernesto Soria-Morales, ernesto.soria-morales@oecd.org

Other OECD Directorates contributing to the project:

Liva Stokenberga, Ziga Zarnic, Guillaume Cohen, OECD, Well-being Inclusion, Sustainability and Equal Opportunities

Santhosh Persaud, OECD, Development Cooperation Directorate

Dexter Docherty, Duncan Cass-Beggs, OECD Office of the Secretary General, Foresight Unit

Stefano Marta, A territorial approach to SDGs, OECD, Centre for Entrepreneurship, SMEs, Regions and Cities

